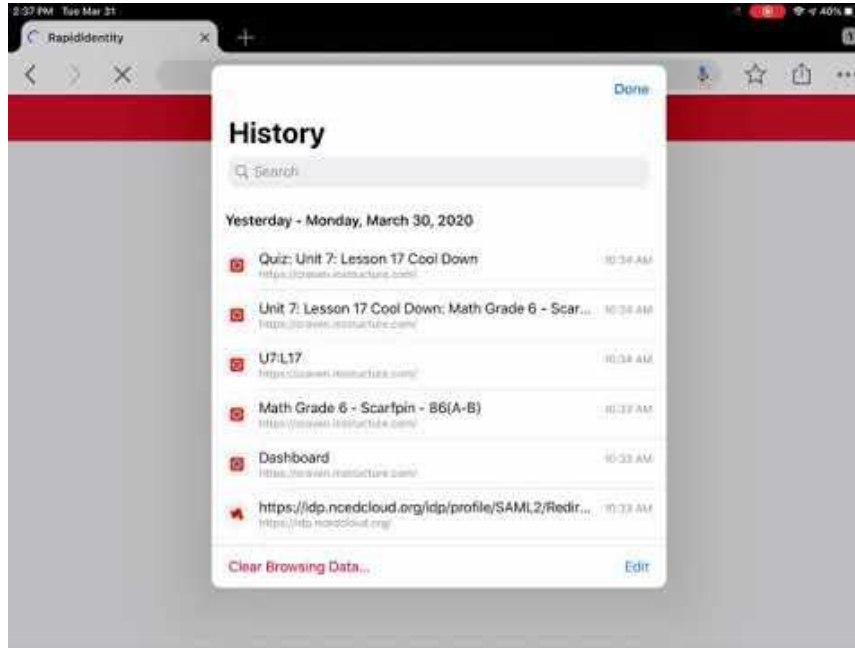


Tips for Connecting with Rapid Identity

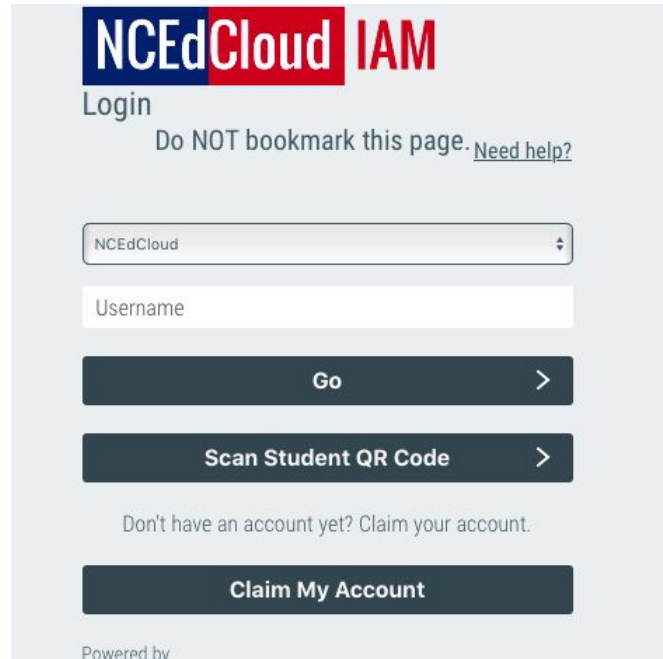
For Parents and Students



Clear Your Browser in Chrome



Go to my.ncedcloud.org and log in



The image shows the login interface for NCEdCloud IAM. At the top, the logo "NCEdCloud IAM" is displayed in blue and red. Below it, the word "Login" is centered. A warning message states "Do NOT bookmark this page." followed by a link "Need help?". There are two input fields: a dropdown menu currently showing "NCEdCloud" and a text box labeled "Username". Below these are two dark blue buttons with white text: "Go" and "Scan Student QR Code", each with a right-pointing chevron. A link "Don't have an account yet? Claim your account." is positioned above a final dark blue button labeled "Claim My Account". At the bottom left, the text "Powered by" is visible.

NCEdCloud IAM

Login

Do NOT bookmark this page. [Need help?](#)

NCEdCloud

Username

Go

Scan Student QR Code

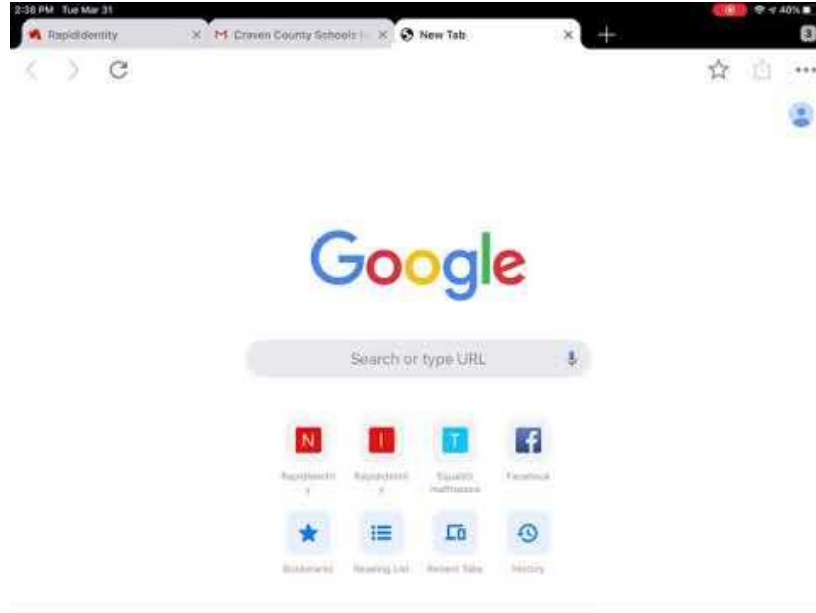
Don't have an account yet? [Claim your account.](#)

Claim My Account

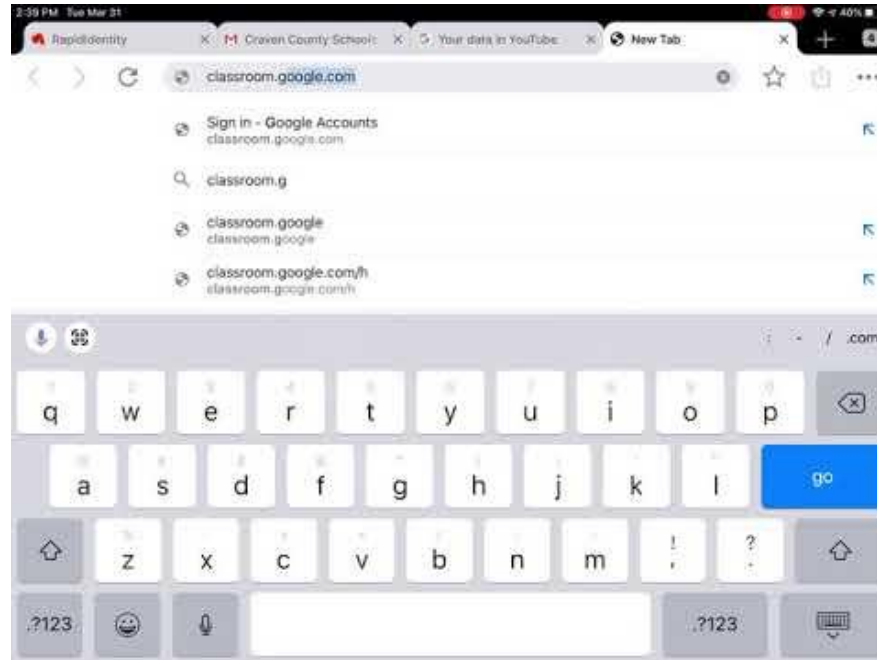
Powered by



Make the connections happen!



**For Google Classroom, type
classroom.google.com in a new window.**



For Canvas, click on the Canvas icon in your dashboard.

